



# recycle!

## REDUCE & REUSE, TOO!

### Why is recycling important?

- Recycling saves natural resources.
- Recycling saves energy.
- Recycling creates jobs.
- Recycling keeps things out of the landfill.

### How should items be prepared for recycling?

- Rinse your recyclables.
- Flatten cardboard, aluminum cans, plastic bottles and steel cans. This will help save space. You can leave the caps on your plastic bottles.
- Keep newspaper, magazines, cardboard and office paper clean and dry.
- When in doubt, leave it out ... or ask Richland County's recycling coordinator!

### These clean items can go in your recycling bin.

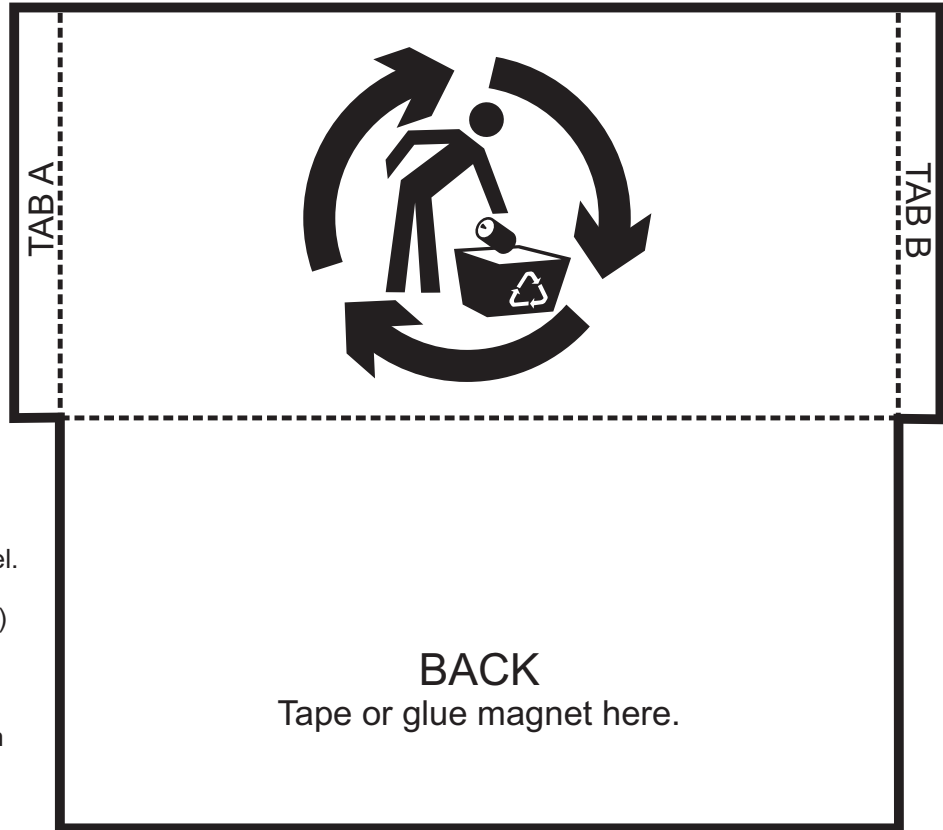


# make your bin ...

Cut out your recycling bin along the solid outer line. Then fold pattern in half along the long dotted center line. Fold TAB A and TAB B along the dotted lines and tape them to the BACK panel.


Tape or glue a small flat magnet to the BACK panel. (Check your telephone book for a magnet to use.) Hang the recycling bin on your refrigerator.

Cut out the recyclables on the front of this sheet and place the ones you can recycle in the bin.

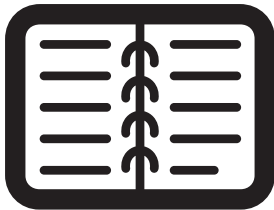


## Is this your recycling bin?

Many Richland County neighborhoods have roll carts for recycling and may look like this.



## do not recycle these items ...




NO paper items with metal or plastic attached



NO glass except bottles, jugs and jars



NO plastic bags, cups, plates, straws, flatware or Styrofoam



NO hardback books

**SONOCO**  
**RECYCLING**

For more information, contact Jane Hiller at 803-779-0608 or [jane.hiller@sonoco.com](mailto:jane.hiller@sonoco.com).

This activity sheet is provided through a partnership between Sonoco Recycling and Richland County, SC

PRINTED ON RECYCLED-CONTENT PAPER

